

Facile approach to enhance the Pt utilization and CO-tolerance of Pt/C catalysts by physically mixing with transition-metal oxide nanoparticles†

Jingyu Xi,^{ab} Jianshe Wang,^{ab} Lihong Yu,^a Xinping Qiu^{*ab} and Liquan Chen^{ab}

Received (in Cambridge, UK) 15th December 2006, Accepted 23rd January 2007

First published as an Advance Article on the web 8th February 2007

DOI: 10.1039/b618310g

A very simple and promising method to design the anode catalyst architecture for direct alcohol fuel cells by physically mixing Pt/C catalyst with transition-metal oxide nanoparticles is presented and electrochemical measurements confirm that this unique catalyst structure has excellent activity toward alcohol and CO electro-oxidation.

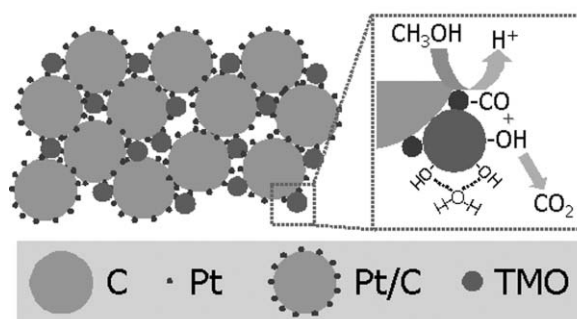
As is well known, direct alcohol fuel cells (DAFCs) have received increasing interest for their use as power sources for mobile applications.^{1–3} However, two key problems still inhibit the commercialization of DAFCs. The first is the high cost of the precious metal Pt, and the second is the sluggish kinetics and catalyst poisoning caused by CO-like species. To solve the first problem, numerous researches have been focused on the reduction of Pt loading by increasing the catalyst specific active area and its accessibility.^{4–9} For the second problem, advanced electro-catalyst design relies on the bifunctional mechanism, which means a second component, such as Ru, assists the oxidation of CO-like species by adsorption of oxygen-containing species nearby the poisoned Pt sites.^{4,10} Also, several other Pt-based binary (PtRu, PtSn, *etc.*),^{4,5,10} ternary (PtRuNi, PtRuIr, *etc.*),^{11,12} and quaternary (PtRuOsIr, *etc.*)¹³ catalysts have been reported to show good activity. Among all the reported catalysts, the PtRu-based system is recognized as the most promising candidate.^{2–5} Recently, we reported a novel nanocomposite Pt/RuO₂-H₂O/CNT catalyst which showed excellent performance compared with the benchmark PtRu/C catalyst.¹⁴ Unfortunately, the Ru element is also very expensive, which restricts the wide application of PtRu and/or PtRuO₂-H₂O based catalysts in DAFCs. Another strategy by using metal oxide (MO) modified (or coated) carbon black (CB) or carbon nanotube (CNT) as the support of Pt has also been developed, in which the MO can also enhance the CO tolerance of the catalysts, according to the bifunctional mechanism.^{15,16} However, it is hard to control the size, shape, morphology, and thickness of the MO on the surface of CB. As a result, part of the Pt may be inactive due to poor contact with the CB support (Fig. S1, ESI†).

Herein, we present a novel concept to design the anode catalyst architecture for DAFCs by directly and physically mixing Pt/C

catalyst with transition-metal oxide (TMO) nanoparticles. Although some researches have been done by mixing Pt/C with Ru/C,^{17–19} our strategy is completely different. As shown in Scheme 1, TMOs are dispersed homogeneously in the interspaces of Pt/C nanoparticles, resulting in a high level of TMO-Pt-C interfaces, which greatly accelerates the electro-oxidation of CO_{ads} through a bifunctional approach. Electrochemical measurements confirm that this unique catalyst structure has excellent activity toward alcohol and CO electro-oxidation. In addition, the diluting effect of TMO nanoparticles in this catalyst structure permits ready access of reactant to the Pt/C catalyst and thereby enhances the utilization of Pt.

Several familiar TMO nanoparticles, which have been widely studied as catalysts or catalytic support for CO oxidation and the water-gas shift (WGS) reaction,^{20–24} *i.e.* CeO₂, ZrO₂ and TiO₂ (Fig. S2, ESI†), were tested in terms of their effect on the Pt/C catalyst. Commercial Pt/C (E-Tek, 20 wt% Pt) was used and is denoted as Pt/C. A catalyst ink was prepared by ultrasonic dispersion of Pt/C, as-prepared TMO nanoparticles, and Nafion ionomer in a mixed solution of ethylene glycol (EG) and ionized water. A gold patch (1 × 1 cm) coated with catalyst ink was used as the working electrode. A saturated calomel electrode (SCE) and a Pt gauze were used as reference and counter electrodes, respectively. All electrode potentials in this paper are referenced to the SCE.

Fig. S3(a) and (b), ESI,† show typical TEM images of Pt/C and as-prepared CeO₂ nanoparticles, respectively. The carbon support has an average particle size of about 30–40 nm while CeO₂ has an



Scheme 1 Schematic representation of catalyst layer structure of Pt/C nanoparticles mixed with transition-metal oxide (TMO) nanoparticles. The right part shows the bifunctional mechanism of CO electro-oxidation. The adsorbed oxygen-containing species on the surface of TMO^{20–24} can assist the oxidation of CO-like species which is adsorbed on the nearby Pt sites. (Nafion ionomer and electrons are not shown.)

^aKey Lab of Organic Optoelectronics and Molecular Engineering, Department of Chemistry, Tsinghua University, Beijing, 100084, China. E-mail: qixp@tsinghua.edu.cn; xijingyu@gmail.com; Fax: 86-10-62794234

^bLab of Advanced Power Sources, Graduate School at Shenzhen, Tsinghua University, Shenzhen, 518055, China

† Electronic supplementary information (ESI) available: Experimental procedures and additional figures. See DOI: 10.1039/b618310g

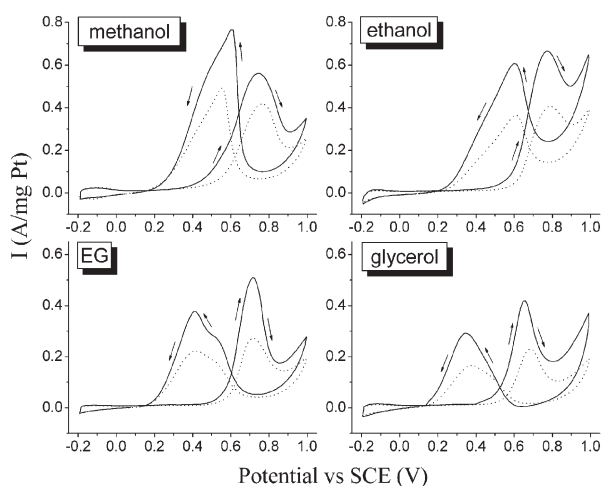


Fig. 1 Cyclic voltammograms of alcohol electro-oxidation at Pt/C (dotted line) and Pt/C + 20 wt% CeO₂ (solid line) at 25 °C in 1 mol L⁻¹ alcohol–1 mol L⁻¹ HClO₄ in the potential range –0.2 to 1.0 V vs. SCE with a scan rate of 50 mV s⁻¹. Only the 50th scan is shown and used for comparison of the catalytic activity of the specified catalysts.

average particle size of 9.5 nm. Fig. S3(c)–(g)† show SEM images and EDS analysis of the novel Pt/C + CeO₂ catalyst architecture. As can be seen from Fig. S3(d)–(g),† Pt/C particles, CeO₂ nanoparticles and Nafion ionomer can be dispersed homogeneously in the catalyst layer by the simple ultrasonic method.

Fig. 1 shows CV curves of alcohol electro-oxidation at Pt/C and Pt/C + 20 wt% CeO₂ catalysts. For all four alcohols, Pt/C + 20 wt% CeO₂ exhibits a much higher activity than pristine Pt/C. The peak current densities I_m (mA mg⁻¹ Pt) at Pt/C + 20 wt% CeO₂ catalyst are about 1.35 (methanol), 1.64 (ethanol), 1.87 (EG), and 1.82 (glycerol) times that at Pt/C, respectively. Furthermore, the onset and peak potentials at Pt/C + 20 wt% CeO₂ are both lowered compared with those of Pt/C for all alcohols. In addition, almost no activity degradation was observed even after 500 cycles of uninterrupted scanning in 1 mol L⁻¹ ethanol–1 mol L⁻¹ HClO₄ solution (as shown in Fig. S4, ESI†), indicating the good stability of the Pt/C + CeO₂ catalyst nanoarchitecture in acid media.

Considering that the two catalysts have the same Pt loading (0.1 mg cm⁻²), the significant enhancement on activity should be mainly due to the special catalyst structure resulting from the addition of CeO₂ nanoparticles. To clarify the role of CeO₂, the electrochemically active surface (EAS) and ethanol electro-oxidation activity of Pt/C catalyst with and without CeO₂ are compared in Table 1. The EAS of Pt/C increase from 58.1 m² g⁻¹ Pt to 68.7 m² g⁻¹ Pt by the addition of CeO₂ nanoparticles can be attributed to the dilution effect of CeO₂ nanoparticles in the novel

catalyst structure (Scheme 1), which will permit ready access of alcohol reactant to the Pt/C catalyst and thereby enhance the utilization of Pt. More importantly, it can be seen from Table 1 that the specific peak current density I_s (mA cm⁻² Pt) of ethanol electro-oxidation on Pt/C + 20 wt% CeO₂ is 0.98 mA cm⁻² Pt, about 40% higher than that of pure Pt/C catalyst. We further believe that CeO₂ may promote the activity of Pt/C by accelerating the oxidation of CO_{ads} on the surface of Pt according to the bifunctional mechanism, as in the case of PtRu-based catalysts,^{25–27} as shown in the right part of Scheme 1. Actually, this can be confirmed by the CO stripping voltammetry result.

As shown in Fig. 2, significant differences in the onset and peak potential for CO oxidation between the catalyst containing CeO₂ and that of pure Pt/C are observed, illustrating the beneficial role of CeO₂ for CO oxidation. Comparison of the CO oxidation curves for the CeO₂-containing catalyst reveals that the onset potential for Pt/C + 20 wt% CeO₂ is found at even lower potential (0.43 V) than that for Pt/C (0.51 V). The CO oxidation peak potential for Pt/C + 20 wt% CeO₂ (0.52 V) is also lower than that for Pt/C (0.59 V), due to CO oxidation on the interface of CeO₂–Pt/C.¹⁶ According to the bifunctional mechanism, the OH_{ads} or oxygen-containing species on CeO₂^{28,29} can transform CO-like poisoning species (CO_{ads}) on Pt to CO₂ (see Scheme 1), releasing the active sites on Pt for further electrochemical reaction, and hence, the activity of Pt/C catalyst toward alcohol electro-oxidation is greatly enhanced. In addition, we also find a very small CO oxidation peak at about 0.30 V for Pt/C + 20 wt% CeO₂, which can be attributed to the CO oxidation on the surface of CeO₂, in accord with the CO stripping voltammetry result on pure CeO₂ nanoparticles (see the inset of Fig. 2). The small CO oxidation current on pure CeO₂ can be explained by the poor electron conductivity of CeO₂ or weak CO adsorption ability on the surface of CeO₂.

Fig. 3 presents the chronoamperometric curves of CO_{ads} oxidation on Pt/C and Pt/C + 20 wt% CeO₂. For both potentials, the CO oxidation peak time for Pt/C + 20 wt% CeO₂ is obviously shorter than that for Pt/C, suggesting a faster CO oxidation kinetics³⁰ at Pt/C + 20 wt% CeO₂ catalyst, which is another evidence that CeO₂ plays an important role to enhance the performance of Pt/C catalyst.

We also studied the CO electro-oxidation ability of Pt/C catalyst mixed with ZrO₂ and TiO₂ nanoparticles, respectively (Fig. S5, ESI†). Both Pt/C + 20 wt%ZrO₂ and Pt/C + 20 wt%TiO₂ show lower onset and peak potential for CO oxidation compared to Pt/C, as in the case of Pt/C + 20 wt% CeO₂. This reveals that a series of TMO nanoparticles can be used to improve the activity of Pt/C catalyst.

In summary, our studies open a very simple and promising way to enhance the Pt utilization and the activity of traditional Pt/C

Table 1 Electrochemical active surface (EAS), ethanol electro-oxidation and CO-stripping data of Pt/C and Pt/C + 20 wt% CeO₂ catalysts

Catalyst	EAS ^a /m ² g ⁻¹ Pt	Ethanol electro-oxidation ^b				CO-stripping ^c	
		E_{onset}/V	E_{peak}/V	$I_s/\text{mA cm}^{-2}$ Pt	$I_m/\text{mA mg}^{-1}$ Pt	E_{onset}/V	E_{peak}/V
Pt/C	58.1	0.46	0.79	0.71	412.3	0.51	0.59
Pt/C + 20 wt% CeO ₂	68.7	0.29	0.77	0.98	676.2	0.43	0.52

^a Calculated from the H₂ adsorption–desorption region in CV curves obtained at 1 M HClO₄ solution.^b Obtained from Fig. 1. ^c Obtained from Fig. 2.

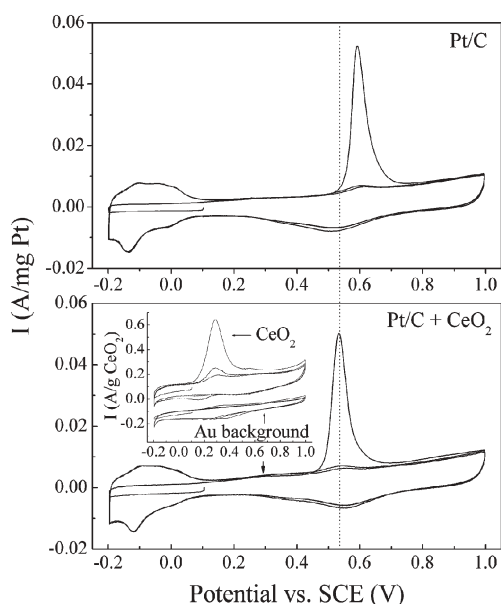


Fig. 2 CO stripping voltammograms recorded at 25 °C in 1 mol L⁻¹ HClO₄ in the potential range -0.2 to 1.0 V vs. SCE with a scan rate of 10 mV s⁻¹ for Pt/C and Pt/C + 20 wt% CeO₂. The CO was adsorbed at 0.1 V for 20 min; subsequently, the solution CO was removed by N₂ bubbling for 30 min maintaining at 0.1 V. The inset shows CO stripping voltammogram curve for pure CeO₂ nanoparticles and the background of a gold patch recorded at the same condition.

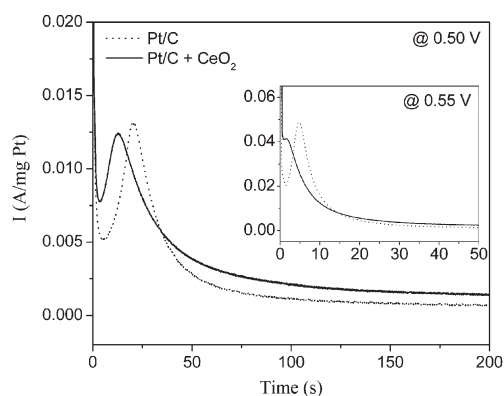


Fig. 3 Chronoamperometric curves of CO adlayer oxidation on Pt/C and Pt/C + 20 wt% CeO₂ recorded at 25 °C in 1 mol L⁻¹ HClO₄ at different potentials. The CO was adsorbed at 0.1 V vs. SCE for 20 min; subsequently, the solution CO was removed by N₂ bubbling for 30 min maintaining at 0.1 V.

catalysts for alcohol and CO electro-oxidation by direct mixing of Pt/C catalyst with TMO nanoparticles. TMO nanoparticles can promote the oxidation of CO_{ads} on Pt according to the bifunctional mechanism as in the case of PtRu-based catalysts. Our preliminary results also show that this strategy can be successfully used to enhance the alcohol electro-oxidation activity of the state-of-the-art PtRu/C (E-TEK; 20 wt% on Vulcan, Pt : Ru = 1 : 1), Pt/CNT, and PtRu/CNT catalysts (Fig. S6, ESI†). These results will be reported in the near future. We believe that by optimizing the type, size, shape, crystal planes, and the ratio of the

TMO nanoparticles, the performance of Pt/C catalyst for alcohol and CO electro-oxidation can be further improved and this work is now underway in our lab. In addition, this type of Pt/C + TMO catalyst nanoarchitecture may also find use as an anode catalyst for proton exchange membrane fuel cells (PEMFC) fed by reforming hydrogen which contains much more CO.

This work is supported by the National Natural Science Foundation of China (50606021, 90410002) and State Key Basic Research Program of China (2002CB211803).

Notes and references

- B. C. H. Steele and A. Heinzl, *Nature*, 2001, **414**, 345.
- R. Dillon, S. Srinivasan, A. S. Arico and V. Antonucci, *J. Power Sources*, 2004, **127**, 112.
- S. Q. Song and P. Tsiakaras, *Appl. Catal., B*, 2006, **63**, 187.
- K. Y. Chan, J. Ding, J. W. Ren, S. A. Cheng and K. Y. Tsang, *J. Mater. Chem.*, 2004, **14**, 505.
- H. S. Liu, C. J. Song, L. Zhang, J. J. Zhang, H. J. Wang and D. P. Wilkinson, *J. Power Sources*, 2006, **155**, 95.
- T. S. Ahmadi, Z. L. Wang, T. C. Green, A. Henglein and M. A. El-Sayed, *Science*, 1996, **272**, 1924.
- H. P. Liang, H. M. Zhang, J. S. Hu, Y. G. Guo, L. J. Wan and C. L. Bai, *Angew. Chem., Int. Ed.*, 2004, **43**, 1540.
- W. Z. Li, C. H. Liang, W. J. Zhou, J. S. Qiu, Z. H. Zhou, G. Q. Sun and Q. Xin, *J. Phys. Chem. B*, 2003, **107**, 6292.
- D. Zhao and B. Q. Xu, *Angew. Chem., Int. Ed.*, 2006, **45**, 4955.
- A. Hamnett, *Catal. Today*, 1997, **38**, 445.
- S. J. Liao, K. A. Holmes, H. Tsaprilis and V. I. Birss, *J. Am. Chem. Soc.*, 2006, **128**, 3504.
- Y. M. Liang, H. M. Zhang, Z. Q. Tian, X. B. Zhu, X. L. Wang and B. L. Yi, *J. Phys. Chem. B*, 2006, **110**, 7828.
- E. Redington, A. Sapienza, B. Gurau, R. Viswanathan, S. Sarangapani, E. S. Smotkin and T. E. Mallouk, *Science*, 1998, **280**, 1735.
- L. Cao, F. Scheiba, C. Roth, F. Schweiger, C. Cremers, U. Stimming, H. Fuess, L. Chen, W. Zhu and X. Qiu, *Angew. Chem., Int. Ed.*, 2006, **45**, 5315.
- Y. X. Bai, J. J. Wu, J. Y. Xi, J. S. Wang, W. T. Zhu, L. Q. Chen and X. P. Qiu, *Electrochem. Commun.*, 2005, **7**, 1087.
- J. Wang, J. Xi, Y. Bai, Y. Shen, J. Sun, L. Chen, W. Zhu and X. Qiu, *J. Power Sources*, 2007, **164**, 555.
- M. Mazurek, N. Benker, C. Roth and H. Fuess, *Fuel Cells*, 2006, **6**, 208.
- C. Roth, N. Martz, F. Hahn, J. M. Leger, C. Lamy and H. Fuess, *J. Electrochem. Soc.*, 2002, **149**, E433.
- J. Kaiser, L. Colmenares, Z. Jusys, R. Mortel, H. Bonnemann, G. Kohl, H. Modrow, J. Hormes and R. J. Behm, *Fuel Cells*, 2006, **6**, 190.
- K. Zhou, X. Wang, X. Sun, Q. Peng and Y. Li, *J. Catal.*, 2005, **229**, 206.
- E. Aneggi, J. Llorca, M. Boaro and A. Trovarelli, *J. Catal.*, 2005, **234**, 88.
- T. X. T. Sayle, S. C. Parker and D. C. Sayle, *Phys. Chem. Chem. Phys.*, 2005, **7**, 2936.
- M. Comotti, W. Li, B. Spliethoff and F. Schuth, *J. Am. Chem. Soc.*, 2006, **128**, 917.
- C. M. Y. Yeung, K. M. K. Yu, Q. J. Fu, D. Thompsett, M. I. Petch and S. C. Tsang, *J. Am. Chem. Soc.*, 2005, **127**, 18010.
- M. Watanabe and S. Motoo, *J. Electroanal. Chem.*, 1975, **60**, 267.
- F. Maillard, G. Q. Lu, A. Wieckowski and U. Stimming, *J. Phys. Chem. B*, 2005, **109**, 16230.
- C. Roth, N. Benker, Th. Buhrmester, M. Mazurek, M. Loster, H. Fuess, D. C. Koningsberger and D. E. Ramaker, *J. Am. Chem. Soc.*, 2005, **127**, 14607.
- O. Pozdnyakova, D. Teschner, A. Wootsch, J. Krohnert, B. Steinhauer, H. Sauer, L. Toch, F. C. Jentoft, A. Knop-Gericke, Z. Paal and R. Schlögl, *J. Catal.*, 2006, **237**, 1.
- O. Pozdnyakova, D. Teschner, A. Wootsch, J. Krohnert, B. Steinhauer, H. Sauer, L. Toch, F. C. Jentoft, A. Knop-Gericke, Z. Paal and R. Schlögl, *J. Catal.*, 2006, **237**, 17.
- M. Arenz, K. J. J. Mayrhofer, V. Stamenkovic, B. B. Blizanac, T. Tomoyuki, P. N. Ross and N. M. Markovic, *J. Am. Chem. Soc.*, 2005, **127**, 6819.